

PROMCODE

Project Management of COntracted Delivery
for software supply chain

Interface Specification

(Version 1)

October 22, 2013 (Original Version in Japanese)

March 26, 2014 (English Version Translated from the Original Version)

PROMCODE Consortium

Nanzan University

IBM Corporation

FUJITSU LIMITED

NEC Corporation

NTT DATA CORPORATION

Hitachi, Ltd.

Nomura Research Institute, Ltd.

<http://www.promcode.org>

Copyright © Nanzan University 2013 All rights reserved.
Copyright © IBM Corporation 2013 All rights reserved.
Copyright © FUJITSU LIMITED 2013 All rights reserved.
Copyright © NEC Corporation 2013 All rights reserved.
Copyright © NTT DATA CORPORATION 2013 All rights reserved
Copyright © Hitachi, Ltd. 2013 All rights reserved.
Copyright © Nomura Research Institute, Ltd. 2013 All rights reserved.

The content of this document may be, in whole or in part, copied, translated, published, quoted, distributed or transmitted for free provided that the content of this document on the requirements, technologies, systems, and architectures is not altered and citation to this document is explicitly specified.

The copyright notice of this document should be explicitly specified when this document is copied, translated, published, distributed or transmitted in whole.

The copyright owners of this document do not guarantee anything of the content of this document, including but not limited to, its correctness and completeness.

The copyright owners of this document disclaim any liability for direct, indirect, consequential, punitive or special damages arising out of use this document.

Table of Contents

1	INTRODUCTION	5
1.1	MOTIVATION	5
1.2	APPROACH	6
2	PROMCODE MODELING FRAMEWORK	7
3	PROMCODE DOMAIN MODEL SPECIFICATION	8
3.1	DOMAIN MODEL	8
3.1.1	<i>ScopeItem</i>	8
3.1.2	<i>WorkItem</i>	9
3.1.3	<i>Artifact</i>	10
3.1.4	<i>ManagedItem</i>	11
3.1.5	<i>Change</i>	11
3.1.6	<i>Issue</i>	12
3.1.7	<i>Measure</i>	12
3.1.8	<i>Measurement</i>	12
3.2	EXAMPLES OF PROJECT MODELS	13
3.2.1	<i>Applying to Progress Management</i>	13
3.2.2	<i>Applying Quality Management</i>	14
4	PROMCODE SERVICE SPECIFICATION	15
4.1	OVERVIEW	15
4.2	COMPLIANCE	15
4.2.1	<i>Specification Versioning</i>	16
4.2.2	<i>Namespaces</i>	16
4.2.3	<i>Resource Formats</i>	16
4.2.4	<i>Authentication</i>	17
4.2.5	<i>Error Responses</i>	17
4.3	PROMCODE RESOURCE DEFINITIONS	17
4.3.1	<i>Resource Definitions</i>	17
4.3.2	<i>OSLC Core Properties</i>	18
4.3.3	<i>PROMCODE ManagedItemProperties</i>	19
4.3.4	<i>Resource ScopeItem</i>	20
	<i>ScopeItem Properties</i>	20
4.3.5	<i>Resource WorkItem</i>	20
	<i>WorkItem Properties</i>	20
4.3.6	<i>Resource Artifact</i>	21
	<i>Artifact Properties</i>	21
4.3.7	<i>Resource Measurement</i>	21
4.3.8	<i>Resource Measure</i>	22

4.3.9	<i>Resource Issue</i>	22
	<i>Issue Properties</i>	22
4.3.10	<i>Resource Change</i>	22
4.4	SERVICE PROVIDER CAPABILITIES	23
4.4.1	<i>Service Provider Resources</i>	23
4.4.2	<i>Query Capabilities</i>	23
4.4.3	<i>Delegated UIs</i>	23
4.5	COMMON PRACTICES FOR ADOPTION	23
4.5.1	<i>Define Concrete Class</i>	24
4.5.2	<i>Extended Properties</i>	24
5	REFERENCES	25

1 Introduction

This document defines the PROMCODE Domain Model Specification and PRMCODE Service Specification based on the PROMCODE architecture proposed by Next Generation Project Management Data Exchange Architecture Consortium, or PROMCODE consortium.

1.1 Motivation

One of the major obstacles for real-time exchange of management data in collaborative project management is a large diversity of management data models used by different projects.

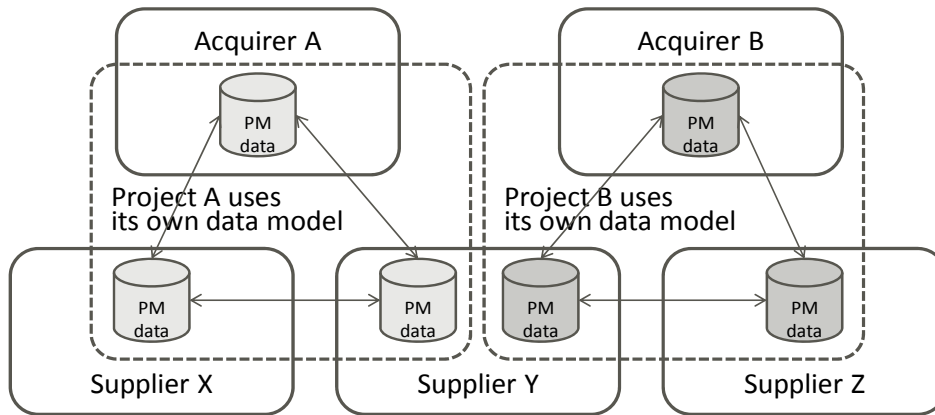


Figure 1 Data models are different project by project

Figure 1 illustrates a typical scenario where Supplier X and Supplier Y are involved in the software development Project A managed by Acquirer A. Supplier Y and Z are also involved in Project B managed by Acquirer B. It is not easy for Supplier Y to efficiently use a common project management tool since it needs to process both of different management data models of Project A and B. This situation leads to extensive use of general purpose management system such as spreadsheet. A spreadsheet manages a set of management data for each project. It is common that a project manager has to handle the management manually without using any sophisticated tools. Although Figure 1 shows only two layers of contract relationship, a large-scale project typically forms a multiple layers of supply chain consisting of a number of organizations. It causes an error prone and time-consuming procedure in exchanging management data across the organizations.

There are two major differences of management data models across the organizations. The first is difference of data used for managing each project. For example, the name, granularity, and structure of development activities may be different between organizations, and hence, the name, content, and purpose of the artifact produced by different activities may be different.

The second is difference of data formats. Although data may be represented in a two dimensional

table format, usages of rows and columns may be different. For example, some project places actual data on a column next to that of planned data while another project may place actual data on the next row of planned data. Some project may place all management data into only one large table while another may use several tables to represent whole project data. In addition, even in a single software development organization, there may be no standard schema and each department or each project may use its own schema of management data.

In such situation, if a project management tool is developed for the data model of Project A in Figure 1, it is not easy to apply it to the data model of Project B. This is because, firstly, the semantic structures of management data depends on physical structure of a table. It is difficult to specify the correspondence between different table format. Secondly, each project uses its own development process. It is also difficult to specify the correspondence between data of different schema.

1.2 Approach

Our approach attempts to introduces a common interface to use the data for project management, independent of physical formats of management data that can support any data used for. Essentially, project management data is considered to exist in multi-dimensional information space, consisting of many types of information represented, while table data formats is two-dimensional projections of the space. Because difference of formats is made by different methods of projection, it is difficult to find common structure between different formats. If we can use a format which can appropriately represent the essential semantic structures, it will be easy to design a common interface to access data.

Using Linked Data technology, we can flexibly define semantic structures as resources and links between resources and, then we can define a common interface for exchanging data of any semantic structures. For example in Figure 1, if a project management tool of Supplier Y implements the Linked Data interface, it can be used to exchange management data with both Acquirer A and Acquirer B whose data models have different semantic structures.

In addition, defining a domain model at an appropriate abstraction level, we can use it to deal with a variety of data models of projects and to define a standard schema of resources. Supplier Y in Figure 1 can use this standard schema to convert its management data for both Acquirer A and Acquirer B.

2 PROMCODE Modeling Framework

Figure 2 illustrates PROMIS PROMCODE Modeling Framework which represents the relationship of the domain model and the resource definition, and their usages in actual projects.

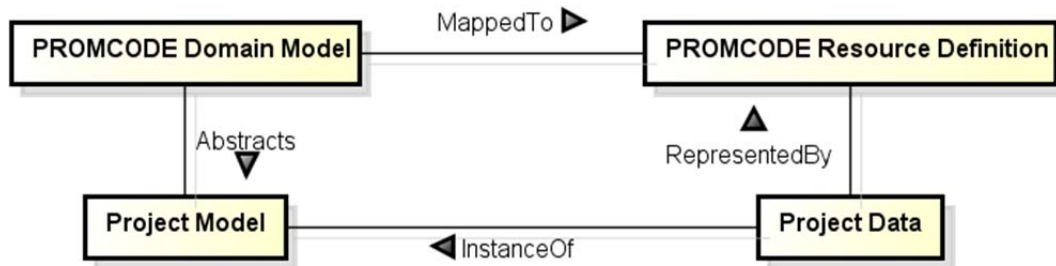


Figure 2 PROMCODE Modeling Framework

In this framework, PROMCODE Domain Model is an abstract data model of the collaborative project management domain.

PROMCODE Resource Definition defines a schema for exchanging project management data as linked data resources. Each resource is defined by mapping an abstract class in the domain model to a corresponding resource.

Project Model is a concrete data model of each project. Each project should define its own project model as a set of subclasses of abstract classes defined in the domain model.

Project Data is an instance data of the project model. Since it is also instance data of abstract classes defined in the domain model, it is represented as a resource defined by the resource definition.

The left half of the framework in Figure 2 shows models independent of implementation technology for data exchange while the right half shows their representations based on Linked Data as a particular implementation technology. By separating models and their representations, it is easy to adopt any implementation technology other than Linked Data.

Moreover, the upper half of the framework shows the abstract model and its representation which is used to address differences between projects at an abstract level, while the lower half shows own model and its data of each project. This document defines the PROMCODE Domain Model and PROMCODE Resource Definition in the upper half. Each project can use this to define its own project model and then the representation of concrete project management data is automatically defined as linked data resources. Once a project management tool implements PROMCODE Resource Definition, it can be used for exchanging actual project management data. Especially when used for providing management data for mult carriessuirers, the same tool can be used without customizaton because no specific data conversion is required.

3 PROMCODE Domain Model Specification

3.1 Domain Model

Figure 3 illustrates PROMIS Domain Model.

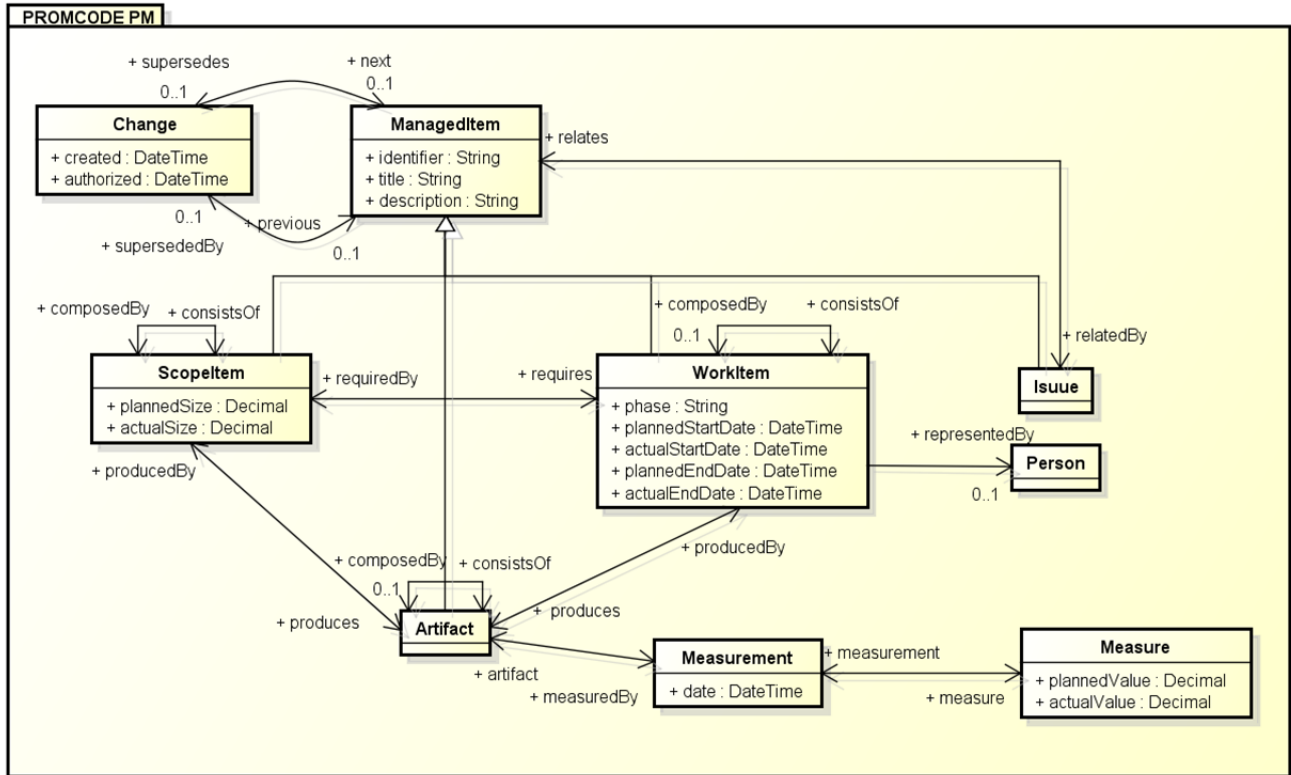


Figure 3 PROMCODE Domain Model

In this figure, if no multiplicity is shown on an association end, it implies a multiplicity of zero to unlimited (0.. *). The multiplicity of an attribute is also omitted for simplification. While its default is a multiplicity of zero to one (0.. 1), there are exceptional cases where the multiplicity is exactly 1 in which it will be explicitly described as such in the following part of this section.

Each of the following subsections describes each class in the domain model.

3.1.1 ScopeItem

A ScopeItem is an entity that represents a scope of work from an acquirer's view of a software development contract. It represents a unit of value to be accomplished by the software a supplier in the contract will develop. For example, it may represent a function required, a use case in which the

software will be used, a requirement which an acquirer expects, or a screen which will provide some concrete function to the user of the software.

Because a ScopeItem is not an activity, it cannot be started nor ended. Because it is not a produced artifact, it does not have any measurable entity.

AcareerAn acquirer can use a set of ScopeItems as managed units to manage a whole scope of development. Both an acquirer and a supplier also use a set of ScopeItems to estimate the scale of development and so the size of each ScopeItem should be estimated. There should be agreement between an acquirer and a supplier on what kind of ScopeItem should be used and on how large each ScopeItem is. A change of some ScopeItem or its estimated size needs another agreement.

A ScopeItem can be decomposed into finer grain ScopeItems to be used in detailed management. In that case, a coarse grain ScopeItems may be used to aggregate a set of finer grain ScopeItems.

(1) Super Class

ManagedItem

(2) Attributes

- 1) plannedSize: Decimal [0.. 1]
Estimated size agreed by both acquirer and supplier.
- 2) actualSize: Decimal [0.. 1]
Actual size agreed by both acquirer and supplier.

(3) Links

- 1) composedBy: ScopeItem [0.. 1]
Ancestors of this ScopeItem.
- 2) Consists Of: ScopeItem [*]
Descendants of this ScopeItem.
- 3) Requires: WorkItem [*]
WorkItems required to implement this ScopeItem.
- 4) Produces: Artifact [*]
Artifacts produced when implementing this ScopeItem.

3.1.2 WorkItem

A WorkItem is an entity to represent the supplier's internal activity. For example, it may represent a development phase such as analysis, design, implementation, or test. It may also represent a finer grain work such as document writing, reviewing, or coding.

WorkItem is managed unit of activity required to implement a ScopeItem or to produce an Artifact.

Progress of a WorkItem is managed by comparing planned and actual dates on which it is started and ended.

A WorkItem can be decomposed into finer grain WorkItem to be used in detailed management. A coarse grained WorkItem is used to aggregate a set of finer grain WorkItems.

(1) Super Class

ManagedItem

(2) Attributes

1) Phase: String [0.. 1]

Name of development phase such as Analysis, Design, or Implementation. While these development phases can be modeled as three subclasses of WorkItem, it may also be modeled as three kinds of Phase which is a subclass of WorkItem. Using the phase attribute may lead a simple hierarchy structure of WorkItem.

2) plannedStartDate: DateTime [0.. 1]

Planned date to start this workItem.

3) actualStartDate: DateTime [0..1]

Actual date to start this workItem.

4) plannedEndDate: DateTime [0..1]

Planned date to end this workItem.

5) actualEndDate: DateTime [0..1]

Actual date to end this victim.

(3) Links

1) representedBy: Person [0.. 1]

The person responsible for the progress of this WorkItem who may or may not actually do this WorkItem.

2) composedBy: WorkItem [0.. 1]

Ancestors of this WorkItem.

3) Consists Of: WorkItem [*]

Descendants of this WorkItem.

4) requiredBy: ScopeItem [0.. 1]

ScopeItem which requires this WorkItem.

5) Produces: Artifact [*]

Artifacts produced by this WorkItem.

3.1.3 Artifact

An Artifact is an entity to represent an output of the development project such as design documents, source code, test report, and so on.

An Artifact is produced by a Work Item to implement a ScopeItem.

An Artifact can be measured using some measure, and their measured values may vary at each point of time on a project. The quality of an Artifact is managed by comparing planned and actual measures.

An Artifact can be decomposed into finer grain Artifacts to be used in detailed management. A coarse grained Artifacts may be used to aggregate a set of finer grain Artifacts.

(1) Super Class

ManagedItem

(2) Links

- 1) composedBy: Artifact [0.. 1]
Ancestors of this Artifact.
- 2) Consists Of: Artifact [*]
Descendants of this Artifact.
- 3) Produced By: WorkItem [*]
WorkItems required to produce this Artifact.
- 4) Produced By: ScopeItem [*]
ScopeItem implemented by producing this Artifact.
- 5) measuredBy: Measurement [*]
A measurement which measures this Artifact.

3.1.4 ManagedItem

ManagedItem is a super class which abstracts four kinds of managed entities such as ScopeItem, WorkItem, Artifact, and Issue.

(1) Attributes

- 1) Identifier: String [1]
Identifier.
- 2) Title: String [1]
Name.
- 3) Description: String [0.. 1]
Text which describes of this ManagedItem.

(2) Links

- 1) relatedBy: Issue [*]
Issue related to this ManagedItem.
- 2) Supersedes: Change [0.. 1]
A change which links a ManagedItem superseded by this ManagedItem.
- 3) supersededBy: Change [0.. 1]
A change which links a ManagedItem superseding this ManagedItem. Change. next should be a ManagedItem of the same type as this ManagedItem.

3.1.5 Change

Change manages change history of ManagedItems.

(1) Attributes

- 1) Created: DateTime [0.. 1]
The date on which ManagedItems are changed.
- 2) Authorized: DateTime [0.. 1]
The date on which change of ManagedItems is authorized.

(2) Links

- 1) Previous: ManagedItem [0.. 1]
ManagedItem superseded. It should be of the same type as the next ManagedItem. When omitted, this Change represents the creation of a ManagedItem.
- 2) Next: ManagedItem [0.. 1]
ManagedItem superseding. It should be of the same type as the previous ManagedItem. When omitted, this Change represents the deletion of a ManagedItem.

3.1.6 Issue

An Issue is ManagedItems to represent an item such as a to do item, risk, todo, and so on. Currently, PROMCODE has not yet used this class . It is reserved to be used for Issue Management.

(1) Super Class

ManagedItem

(2) Links

Relates: ManagedItem [*]

ManagedItems related to this Issue.

3.1.7 Measure

A Measure is a numbered value representing some quality aspect of Artifacts.

(1) Attributes

- 1) plannedValue: Decimal [0.. 1]
Planned value.

- 2) actualValue: Decimal [0.. 1]
Actual Value.

(2) Links

Measurement: Measurement [1]

A measurement which measures this measure.

3.1.8 Measurement

A Measurement represents a date on which some measures of an Artifact are measured.

(1) Attributes

Date: DateTime [1]

The date on which an Artifact is measured.

(2) Links

- 1) Measure: Measure [*]

Measures measured by this Measurement. One Measurement can measure zero or more Measures.

- 2) Measures: Artifact [1]

Artifact measured by this Measurement.

3.2 Examples of Project Models

3.2.1 Applying to Progress Management

Table 1 shows a typical progress management table. The table describes the status of implementing functions defined in the first column. Each function is divided into a collection of subfunctions. Each Subfunction has phases of Analysis, Design, and Coding activities. Note that the real management tables are more complex than shown in in real cases. Function-Sub Function forms a tree structure with several levels. There are more activities required to implement SubFunctions.

Table 1 only shows the essential structure of real management tables.

Table 1 Example of Progress Management Table

Function	Sub Function		Analysis		Design		Coding	
			Start	End	Start	End	Start	End
A	A1	Planned	6/4	6/11	6/12	6/19	6/20	6/27
		Actual	6/4	6/10	6/11	6/19	6/20	6/26
	A2	Planned	6/4	6/11	6/12	6/19	6/20	6/25
		Actual	6/4	6/12	6/13	6/20	6/21	6/26
B	B1	Planned	6/4	6/11	6/12	6/19	6/20	6/27
		Actual	6/4	6/12	6/13	6/20	6/21	6/28

Figure 4 illustrates the corresponding project model. Function and Sub Function are subclasses of ScopeItem, and the Analysis, Design, and Coding activities are subclasses of WorkItem. A Function is decomposed into a collection of SubFunctions which have three kinds of required WorkItems for implementation. This structure indicates that all project management data in Table 1 can be represented as instances of the PROMCODE Domain Model classes of ScopeItem and WorkItem.

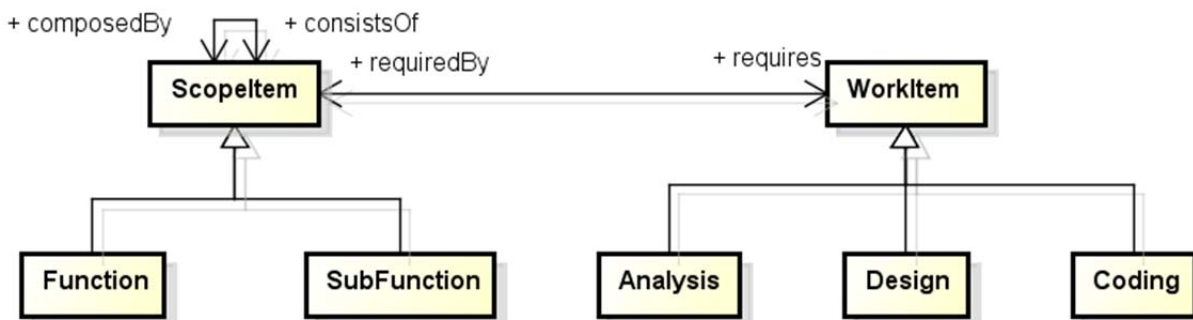


Figure 4 Example of Project Model for Progress Management

3.2.2 Applying Quality Management

Table 2 shows a typical quality management table. Main managed entity is Module which is grouped under Requirement. Each Module is measured using several KPIs including lines of code, number of test cases, and number of defects found.

Table 2 Example of Quality Management Table

Requirement	Module	Line of Code		#Test Case		#Defect	
		Planned	Actual	Planned	Actual	Planned	Actual
R1	M1-1	2,000	2,130	60	62	5	5
	M1-2	1,500	1,450	45	43	3	2
R2	M2-1	2,000	1,980	60	65	5	4
	M2-2	1,000	950	30	35	2	2

Figure 5 illustrates the corresponding project model. Requirement is a subclass of ScopeItem and Module is a subclass of Artifact. There are three subclasses of Measure. A Requirement is used to group Modules that implement it. The structure indicates that all project management data in Table 2 can be represented as instances of PROMCODE Domain Model classes of ScopeItem, Artifact, and Measure.

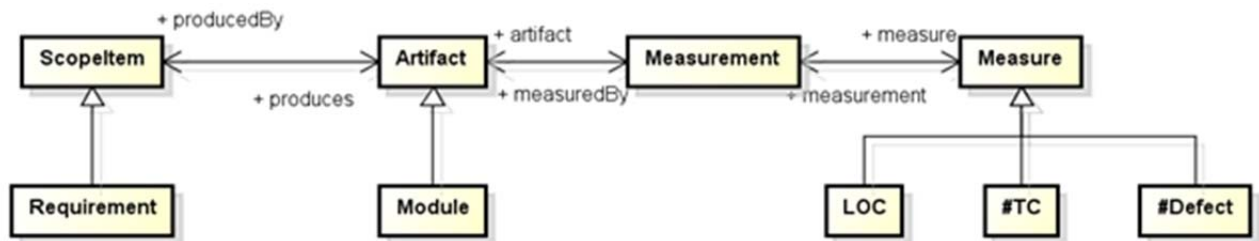


Figure 5 Example of Project Model for Quality Management

4 PROMCODE Service Specification

4.1 Overview

PROMCODE service is a service to exchange project management data defined by the PROMCODE domain model specification.

PROMCODE service is based on OSLC Core Specification Version 2.0 [2] and defines PROMCODE Resource Definition which is mapped from the PROMCODE domain model and PROMCODE Service Provider which allows a client program to access the resources through HTTP protocol.

4.2 Compliance

This specification is based on OSLC Core Specification Version 2.0. PROMCODE consumers and service providers **MUST** be compliant with both the core specification and this PROMCODE specification, and **SHOULD** follow all the guidelines and recommendations in both these specifications.

The following table summarizes the requirements from OSLC Core Specification as well as some additional ones specific to PROMCODE. Note that this specification further restricts some of the requirements for OSLC Core Specification. See further sections in this specification or the OSLC Core Specification to get further details on each of these requirements.

Table 3 Requirements

Requirement	Level	Meaning
Unknown properties and content	MAY/MUST	OSLC services MAY ignore unknown content and OSLC clients MUST preserve unknown content
Resource Operations	MUST	OSLC service MUST support resource operations via standard HTTP operations
Resource Paging	MAY	OSLC services MAY provide paging for resources but only when specifically requested by service consumer.
Partial Resource Representations	MUST/MAY	OSLC services MUST support request for a subset of a resource's properties via the oslc.properties URL parameter retrieval via HTTP GET and MAY support via HTTP PUT
Partial Update	MAY	OSLC services MAY support partial update of resources using patch semantics
Service Provider Resources	MUST/MAY	OSLC service providers MAY provide a Service Provider Catalog and MUST provide a Service Provider resource
Creation Factories	MAY	OSLC service providers MAY provide creation factory resource for PROMCODE resource.
Query Capabilities	MUST	OSLC service providers MUST provide query capabilities to enable clients to query for resources
Query Syntax	MUST	OSLC query capabilities MUST support the OSLC Core Query Syntax
Delegated UI Dialogs	MAY	OSLC Services MAY offer delegated UI dialogs (for both creation and selection)

Requirement	Level	Meaning
		specified via service provider resource
UI Preview	MAY	OSLC Services MAY offer UI previews for resources that may be referenced by other resources
HTTP Basic Authentication	MAY	OSLC Services MAY support Basic Authentication and SHOULD only do so only over HTTPS
OAuth Authentication	MAY	OSLC Services MAY support OAuth and MAY indicate the required OAuth URLs via the service provider resource.
Error Responses	MAY	OSLC Services MAY provide error responses using Core defined error formats.
RDF/XML Representations	MUST	OSLC services MUST support RDF/XML representations for OSLC Defined Resources
XML Representations	MAY	OSLC services MAY support XML representations that conform to the OSLC Core Guidelines for XML
JSON Representations	MAY	OSLC services MAY support JSON representations; those which do MUST conform to the OSLC Core Guidelines for JSON
HTML Representations	MAY	OSLC services MAY provide HTML representations for GET requests

4.2.1 Specification Versioning

See [Core Specification Version 2.0 - Specification Versioning](#).

4.2.2 Namespaces

In addition to the namespace URIs and namespace prefixes `oslc`, `rdf`, `dcterms` and `foaf` defined in the [Core Specification Version 2.0](#), PROMCODE defines the namespace URI of <http://promcode.org/ns/pm#> with a preferred namespace prefix `promcode_pm`.

4.2.3 Resource Formats

In addition to the requirements for [Core Specification Version 2.0 - OSLC Defined Resource Representations](#), this section outlines further refinements and restrictions.

For HTTP GET requests on all PROMCODE and OSLC Core defined resource types,

- (1) PROMCODE Providers MUST support RDF/XML representations with media-type `application/rdf+xml`. PROMCODE Consumers MUST be prepared to deal with any valid RDF/XML document.

For HTTP POST/PUT requests on all PROMCODE and OSLC Core defined resource types,

- (2) PROMCODE Providers MAY support RDF/XML representations with media-type `application/rdf+xml`. PROMCODE Consumers MUST be prepared to deal with any valid RDF/XML document.

For HTTP GET response formats for Query requests,

- (3) PROMCODE Providers MUST support RDF/XML representations with media-type `application/rdf+xml`.

4.2.4 Authentication

See [Core Specification Version 2.0 - Authentication](#). PROMCODE places no additional constraints on authentication.

4.2.5 Error Responses

See [Core Specification Version 2.0 - Error Responses](#). PROMCODE places no additional constraints on error responses.

4.3 PROMCODE Resource Definitions

4.3.1 Resource Definitions

Fig 6 describes the overview of PROMCODE resource definition mapped from PROMCODE domain model.

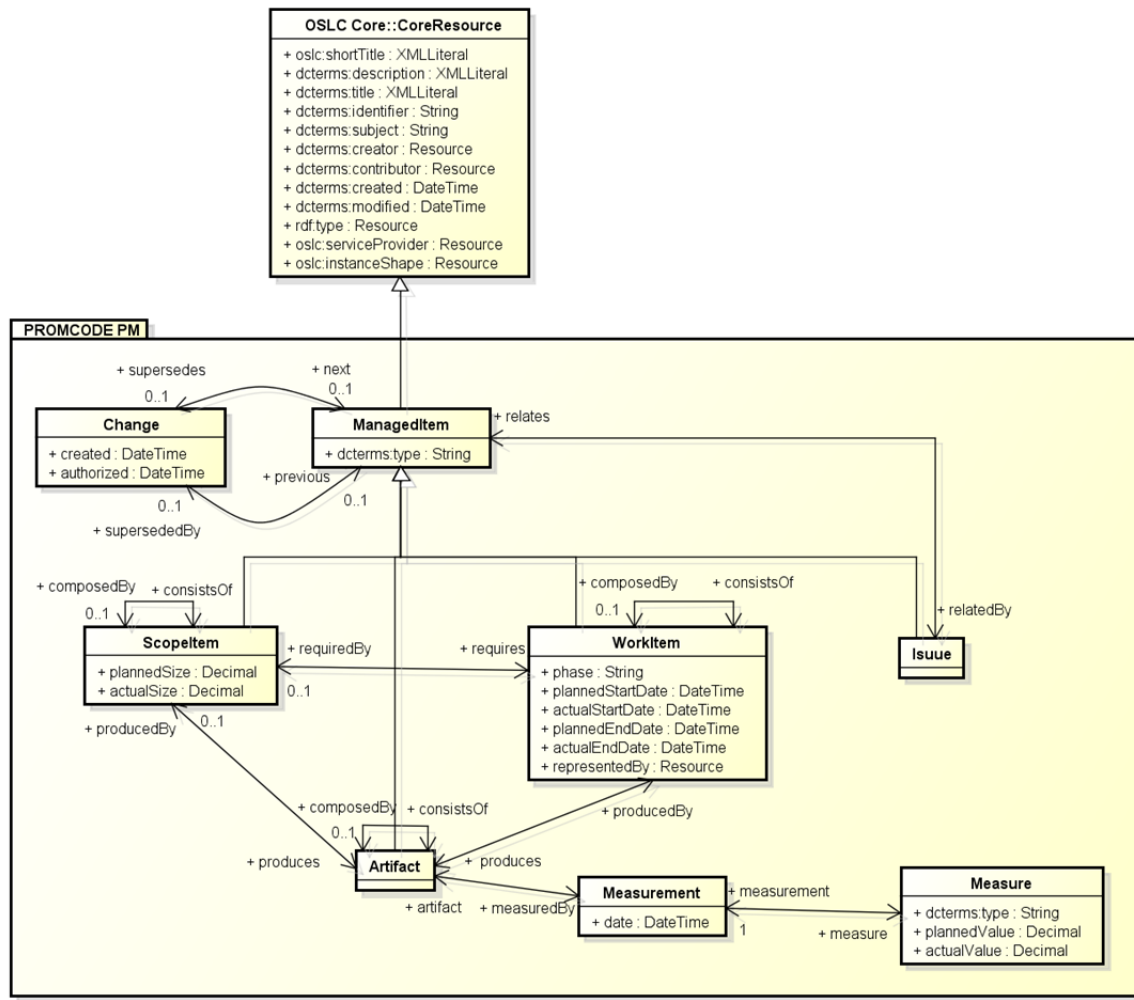


Figure 6 PROMCODE Resource Definitions

In Figure 6, the hierarchical structure expresses that the child resource type includes properties defined in the parent resource type. For example, ScopeItem includes properties defined in ManagedItem and OSLC Core properties.

The following sections describe the detailed definition of each resource. In the sections, the namespace prefix is omitted for properties in PROMCODE namespace.

4.3.2 OSLC Core Properties

This section describes properties defined in OSLC Core which are used for the following PROMCODE resources:

- (1) ScopeItem
- (2) WorkItem
- (3) Artifact
- (4) Issue

Table 4 OSLC Core Properties

Name	Occurs	Read-Only	Value-type	Range	Description
OSLC Core: Common Properties					
oslc:shortTitle	zero-or-one	unspecified	XMLLiteral	n/a	Short name identifying a resource, often used as an abbreviated identifier for presentation to end-users. SHOULD include only content that is valid inside an XHTML element.
dcterms:description	zero-or-one	unspecified	XMLLiteral	n/a	Descriptive text (reference: Dublin Core) about resource represented as rich text in XHTML content. SHOULD include only content that is valid and suitable inside an XHTML <div> element.
dcterms:title	exactly-one	unspecified	XMLLiteral	n/a	Title (reference: Dublin Core) or often a single line summary of the resource represented as rich text in XHTML content. SHOULD include only content that is valid and suitable inside an XHTML <div> element.
dcterms:identifier	exactly-one	TRUE	String	n/a	A unique identifier for a resource. Assigned by the service provider when a resource is created. Not intended for end-user display.
dcterms:subject	zero-or-many	FALSE	String	n/a	Tag or keyword for a resource. Each occurrence of a dcterms:subject property denotes an additional tag for the resource.

Dcterms:creator	zero-or-many	unspecified	Either Resource or Local Resource	any	Creator or creators of resource (reference: Dublin Core). It is likely that the target resource will be a foaf:Person but that is not necessarily the case.
Dcterms:contributor	zero-or-many	unspecified	Either Resource or Local Resource	Any	The person(s) who are responsible for the work (reference: Dublin Core). It is likely that the target resource will be a foaf:Person but that is not necessarily the case.
Dcterms:created	zero-or-one	TRUE	DateTime	n/a	Timestamp of resource creation (reference: Dublin Core).
Dcterms : modified	zero-or-one	TRUE	DateTime	n/a	Timestamp last latest resource modification (reference: Dublin Core).
Dcterms : modified	zero-or-many	unspecified	Resource	n/a	The resource type URIs. One of at least has the value of http://promcode.org/ns/pm#ScopeItem
oslc:serviceProvider	zero-or-many	unspecified	Resource	oslc:ServiceProvider	The scope of a resource is a URI for the resource's OSLC Service Provider.
oslc:instanceShape	zero-or-one	unspecified	Resource	oslc:ResourceShape	Resource Shape that provides hints as to resource property value-types and allowed values.

4.3.3 PROMCODE ManagedItemProperties

This section describes common properties among the following PROMCODE resources:

- (1) ScopeItem
- (2) WorkItem
- (3) Artifact
- (4) Issue

Table 5 PROMCODE Management Properties

Name	Occurs	Read-Only	Value-type	Range	Description
Managed Item: Common Properties					
dcterms:type	zero-or-many	FALSE	String		A short string representation for the concrete type.
Name	Occurs	Read-Only	Value-type	Range	Description
Relationship Properties					
Supersedes	zero-or-one	FALSE	Resource	Change	
supersededBy	zero-or-one	FALSE	Resource	Change	

relatedBy	zero-or-many	FALSE	Resource	Issue	
-----------	--------------	-------	----------	-------	--

4.3.4 Resource ScopeItem

- Name : ScopeItem
- URI : <http://promcode.org/ns/pm#ScopeItem>

ScopeItem Properties

ScopeItem has the following properties in addition to the common properties of OSLC Core and PROMCODE ManagedItem.

Table 6 PROMCODE ScopeItem Properties

Name	Occurs	Read-Only	Value-type	Range	Description
:ScopeItem: Start of additional properties					
plannedSize	zero-or-one	FALSE	Decimal		
actualSize	zero-or-one	FALSE	Decimal		
Name	Occurs	Read-Only	Value-type	Range	Description
Relationship Properties					
consistsOf	zero-or-many	FALSE	Resource	ScopeItem	Reference to a child of nested ScopeItem
composedBy	zero-or-one	FALSE	Resource	ScopeItem	Reference to a parent of nested ScopeItem
Requires	zero-or-many	FALSE	Resource	WorkItem	
Produces	zero-or-many	FALSE	Resource	Artifact	

4.3.5 Resource WorkItem

- Name : WorkItem
- URI : <http://promcode.org/ns/pm#WorkItem>

WorkItem Properties

WorkItem has the following properties in addition to the common properties of OSLC Core and PROMCODE ManagedItem.

Table 7 PROMCODE WorkItem Properties

Name	Occurs	Read-Only	Value-type	Range	Description
WorkItem: Start of additional properties					
Phase	zero-or-one	FALSE	String		
plannedStartDate	zero-or-one	FALSE	DateTime		
actualStartDate	zero-or-one	FALSE	DateTime		
plannedEndDate	zero-or-one	FALSE	DateTime		
actualEndDate	zero-or-one	FALSE	DateTime		

Name	Occurs	Read-Only	Value-type	Range	Description
Relationship Properties					
consistsOf	zero-or-many	FALSE	Resource	WorkItem	Reference to a child of nested Work Item
composedBy	zero-or-one	FALSE	Resource	WorkItem	Reference to a parent of nested Work Items
requiredBy	zero-or-one	FALSE	Resource	ScopeItem	
Produces	zero-or-many	FALSE	Resource	Artifact	
representedBy	zero-or-one	FALSE	Resource	Any	It is likely that the target resource will be a foaf:Person but that is not necessarily the case..

4.3.6 Resource Artifact

- Name : Artifact
- URI : <http://promcode.org/ns/pm#Artifact>

Artifact Properties

Artifact has the following properties in addition to the common properties of OSLC Core and PROMCODE ManagedItem.

Table 8 PROMCODE Artifact Properties

Name	Occurs	Read-Only	Value-type	Range	Description
Relationship Properties					
consistsOf	zero-or-many	FALSE	Resource	Artifact	Reference to a child of nested Artifacts
composedBy	zero-or-one	FALSE	Resource	Artifact	Reference to a parent of nested Artifacts
producedBy	zero-or-many	FALSE	Resource	ScopeItem or WorkItem	
measuredBy	zero-or-many	FALSE	Resource	Measurement	

4.3.7 Resource Measurement

- Name : Measurement
- URI : <http://promcode.org/ns/pm#Measurement>

Table 9 PROMCODE Measured Properties

Name	Occurs	Read-Only	Value-type	Range	Description
Measurement: Start of additional properties					
Date	zero-or-one	FALSE	DateTime		

Name	Occurs	Read-Only	Value-type	Range	Description
Relationship Properties					
Measures	zero-or-one	FALSE	Resource	Artifact	
Measure	zero-or-many	FALSE	Resource	Measure	

4.3.8 Resource Measure

- Name : Measure
- URI : <http://promcode.org/ns/pm#Measure>

Table 10 PROMCODE Measure Properties

Name	Occurs	Read-Only	Value-type	Range	Description
Measure: Start of additional properties					
dcterms:type	Zero-or-many	FALSE	String		A short string representation for the concrete type.
plannedValue	Zero-or-one	FALSE	Decimal		
actualValue	Zero-or-one	FALSE	Decimal		
Name	Occurs	Read-Only	Value-type	Range	Description
Relationship Properties					
measurement	Zero-or-one	FALSE	Resource	Measurement	

4.3.9 Resource Issue

- Name : Issue
- URI : <http://promcode.org/ns/pm#Issue>

Issue Properties

Issue has the following properties in addition to the common properties of OSLC Core and PROMCODE ManagedItem.

Table 11 PROMCODE Issue Properties

Name	Occurs	Read-Only	Value-type	Range	Description
Issue: Start of additional properties					
relates	zero-or-many	FALSE	Resource	ScopeItem, WorkItem, Artifact or Issue	

4.3.10 Resource Change

- Name : Change
- URI : <http://promcode.org/ns/pm#Change>

Table 12 PROMCODE Change Properties

Name	Occurs	Read-Only	Value-type	Range	Description
------	--------	-----------	------------	-------	-------------

Change: Start of additional properties					
Created	exactly-one	TRUE	DateTime		
authorized	zero-or-one	FALSE	DateTime		
Name	Occurs	Read-Only	Value-type	Range	Description
Relationship Properties					
Previous	zero-or-one	FALSE	Resource	ScopeItem, WorkItem or Artifact	
Next	zero-or-one	FALSE	Resource	ScopeItem, WorkItem or Artifact	

4.4 Service Provider Capabilities

4.4.1 Service Provider Resources

Service providers **MUST** provide one or more `oslc:ServiceProvider` resources as defined by Core Specification Version 2.0 - Service Provider Resource. Discovery of OSLC Service Provider Resources **MAY** be via one or more OSLC Service Provider Catalog Resources, or may be discovered by some other and/or additional Provider-specific means out with the scope of this specification. The `oslc:Service` resources referenced by this `oslc:ServiceProvider` **MUST** have an `oslc:domain` of `http://promcode.org/ns/pm#`.

Service providers **MAY** provide one more more `oslc:ServiceProviderCatalog` resources as defined by Core Specification Version 2.0 - Service Provider Resources. Any such catalog resources **MUST** include at least one `oslc:domain` of `http://promcode.org/ns/pm#`. Discovery of top-level OSLC Service Provider Catalog Resources is out with the scope of this specification.

Service providers **MUST** give an `oslc:serviceProvider` property on all OSLC Defined Resources. This property **MUST** refer to an appropriate `oslc:ServiceProvider` resource.

4.4.2 Query Capabilities

Service providers **MUST** support query capabilities, as defined by [Core Specification Version 2.0 - Query Capabilities](#).

4.4.3 Delegated UIs

PROMCODE service providers **MAY** support the selection and creation of resources by delegated web-based user interface dialogs [Delegated UIs](#) as defined by OSLC Core.

4.5 Common Practices for Adoption

As described in Section 1.3, the Project Data is the data which is exchanged among organizations. The Project Data is an RDF instance mapped from Project Model which is a concrete model based on the PROMCODE Domain Model.

This section describes the common practice to define the Project Data for the Project Model.

4.5.1 Define Concrete Class

As described in Section 3.2, usually each project defines their Project Model by declaring subclasses of classes in the Domain Model. To define subclasses in RDF resource, the “dcterms:type” property of ManagedItem can be used.

(Note: In OSLC 3.0, dcterms:type will be deprecated, so we will move to the new method)

For example, Function class which is a subclass of the ScopeItem can be defined by setting the type property “FunctionItem” as follows:

```
<?xml version="1.0"?>
<rdf:RDF
  xmlns:rdf="http://www.w3.org/1999/02/22-rdf-syntax-ns#"
  xmlns:dcterms="http://purl.org/dc/terms/"
  xmlns:promis_pm="http://promis.jp/ns/pm/"
  <promis_pm:ScopeItem rdf:about="http://localhost:8080/oslc-excel/rest/services/projectA/data/SI1_1">
    <dcterms:type>FunctionItem</dcterms:type>
    <dcterms:title>予約システム</dcterms:title>
    <dcterms:identifier>SI1_1</dcterms:identifier>
  </promis_pm:ScopeItem>
</rdf:RDF>
```

Figure 7 An Example of Resource Definition

4.5.2 Extended Properties

Extended properties can be defined by declaring extended properties in own namespace. For example, to add an extended property “ownerGroup” for WorkItem:

- Namespace : <http://my.bbb.com/prj/>
- Property : ownerGroup
- Example::

```
<?xml version="1.0"?>
<rdf:RDF
  xmlns:rdf="http://www.w3.org/1999/02/22-rdf-syntax-ns#"
  xmlns:dcterms="http://purl.org/dc/terms/"
  xmlns:promis_pm="http://promis.jp/ns/pm/"
  xmlns:myext="http://my.bbb.com/prj/"
  <promis_pm:WorkItem rdf:about="http://localhost:8080/oslc-excel/rest/services/projectA/data/WI3_1.1.2">
    <dcterms:title>予約UI設計</dcterms:title>
    <dcterms:identifier>WI3_1.1.2</dcterms:identifier>
    <myext:ownerGroup>グループ1</myext:ownerGroup>
    ...
  </promis_pm:WorkItem>
</rdf:RDF>
```

Figure 8 An Example of Adding an Extended Property

5 References

- [1] Open Services for Lifecycle Collaboration,
<http://open-services.net/>
- [2] OSLC CoreSpecification Version 2.0,
<http://open-services.net/bin/view/Main/OslcCoreSpecification>
- [3] RFC-2119, Key words for use in RFCs to Indicate Requirement Levels,
<http://www.ietf.org/rfc/rfc2119.txt>
- [4] Resource Description Framework (RDF)
<http://www.w3.org/RDF/>
- [5] Dublin Core Metadata Element Set, Version 1.1,
<http://dublincore.org/documents/dces/>
- [6] Friend of a Friend (FOAF) 0.98,
<http://xmlns.com/foaf/spec/>